

## Instructions for use

Please read this information carefully because it will help you to use HYCOSAN® FRESH properly.

# HYCOSAN® FRESH

Soothing Relief of irritated or red eyes from Screen use

0.03% Hyaluronic Acid

For relief of irritated eyes.

Sterile, phosphate and preservative free eye drops

### What is HYCOSAN® FRESH?

HYCOSAN® FRESH is a sterile, phosphate- and preservative-free solution for ocular use.

#### Composition:

1 ml HYCOSAN® FRESH contains 0.03 % hyaluronic Acid, Euphrasia-original mother tincture, boric acid, borax and water for injections.

### What is HYCOSAN® FRESH used for?

For relief of irritated eyes.

### When should HYCOSAN® FRESH be used?

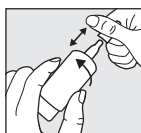
HYCOSAN® FRESH is used for the relief of irritated eyes. Irritated and dry eyes can result from environmental stress such as intensive computer-based activity, dry climate, draught, increased solar radiation, air pollution caused by dust or pollen or wearing contact lenses. For hundreds of years, preparations of eyebright (*Euphrasia officinalis*) have traditionally been used for the treatment of conjunctival irritation with red and burning eyes, increased tear secretion, swelling and red eyelids or eyelid margins.

Moreover, HYCOSAN® FRESH contains hyaluronic acid which increases the viscosity of the moisturizing solution making it thicker than water. It therefore remains longer on the ocular surface. The application of the eye drops soothes irritated eyes and eyelids and provides them with a tear-like moistening effect. HYCOSAN® FRESH treats all symptoms caused by drying of the ocular surface, e.g. due to insufficient physiologic tear production by the body. HYCOSAN® FRESH also moistens the eyes of contact lens wearers.

Being preservative-free, HYCOSAN® FRESH is generally very well tolerated. Additionally, HYCOSAN® FRESH is phosphate-free, so that possible complications due to the formation of corneal deposits are avoided.

### How should HYCOSAN® FRESH be applied?

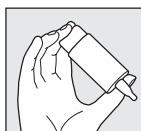
Please do not use HYCOSAN® FRESH if any part of the seal on the folding carton is broken or damaged before using for the first time (☹).



#### Step 1:

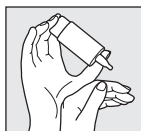
Remove cap before use.

To do this, hold the cap above the bottle. With your other hand, pull away the bottle from the cap with a rotary movement. Before the first application please turn the HYCOSAN® FRESH bottle with its tip down and press the bottom of the bottle repeatedly until the first drop appears at the nozzle. Now the bottle is ready for further use.



#### Step 2:

Hold the bottle upside down and place your thumb on the shoulder of the bottle and the other fingers on the base of the bottle.



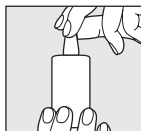
#### Step 3:

Support the hand holding the COMOD®-bottle with your other hand as shown.



#### Step 4:

With your head leaning back slightly, gently pull down your lower eyelid. Press down the base of the bottle vigorously and quickly. This activates the mechanism to release one drop. Because of the special COMOD® valve system, size and speed of each drop remain constant regardless of the pressure applied to the base of the bottle. Slowly close your eyes to allow the fluid to spread evenly on the eye surface.



#### Step 5:

Replace cap immediately and carefully after use. Ensure that the dropper tip is dry. During use, please avoid any contact between the tip of the bottle and your eye or your skin.

Each bottle releases 7.5 ml of solution which is equivalent to approximately 225 drops. For technical reasons a small amount of solution will remain in the bottle.

The duration of use of HYCOSAN® FRESH is not limited.

HYCOSAN® FRESH is only for you, even people with similar symptoms should not use your eye drops (👤).

**What else do you need to know?**

If you use any other eye drops there should be at least 30 minutes between the applications, and HYCOSAN® FRESH should always be used last. Eye ointments should, however, always be administered after using HYCOSAN® FRESH.

Because it is preservative-free, HYCOSAN® FRESH is well tolerated even when used over a longer period of time. In very rare cases hypersensitive reactions like burning or excessive tearing have been reported which stopped immediately when the use of HYCOSAN® FRESH was discontinued.

HYCOSAN® FRESH may be used while wearing contact lenses. After inserting contact lenses, waiting for about 30 minutes before applying the eye drops is recommended. In doing so you avoid intolerance reactions which may occur due to interactions between lens care products and HYCOSAN® FRESH.

Based on the available evidence HYCOSAN® FRESH may be used in children, pregnant and breast-feeding women.

**How often and for how long can you use HYCOSAN® FRESH?**

HYCOSAN® FRESH should be used according to your condition. Generally, you instil one drop of HYCOSAN® FRESH three times a day into each eye. If necessary, you may use it more frequently. If you use HYCOSAN® FRESH more frequently (e. g. more than 10 times per day) please consult your eye doctor. HYCOSAN® FRESH is suitable for long-term treatment. Nevertheless, as with all complaints, you should consult your eye doctor if symptoms persist.

**When should you not use HYCOSAN® FRESH?**

Do not use HYCOSAN® FRESH if you are hypersensitive to one of the ingredients.

**What you need to know about storing HYCOSAN® FRESH?**

Do not store above 25 °C (🌡️ 25 °C).  
HYCOSAN® FRESH can be used for 6 months after opening.  
Do not use beyond the expiry date (📅).  
Keep out of the reach of children.

**The following package sizes are available:**

7.5 ml of eye drops

**Date of information:**

November 2022

🏭 URSAPHARM Arzneimittel GmbH  
Industriestraße 35  
66129 Saarbrücken  
Germany

🇬🇧 **and UK Responsible Person**

Scope Ophthalmics Ltd  
1st Floor, Unit 4 Amberley Court,  
Whitworth Road, County Oak Way,  
Crawley, West Sussex, RH11 7XL  
Freephone: 0800 270 0253  
Fax: +44 203 515 9461  
Email:  
info@scopeeyecare.com  
www.scopeeyecare.com

CE 0197

MD

STERILE A

Symbol:	Explanation:
🏭	Manufacturer
📦	Distributor
MD	Medical device
CE	CE mark
STERILE A	Sterilized using aseptic processing techniques
🚫	Do not use if the outer packaging is damaged.
LOT	Lot number
🕒	Expiry date [YYYY-MM]
📖	Read Instructions for use
🌡️ 25 °C	Do not store above 25°C.
👤	Single patient multiple use